





# CasaCharge



SCAN  
HERE  
FOR  
MOBILE  
APP



 1300 5242743

 [admin@casacharge.com.au](mailto:admin@casacharge.com.au)

 [www.casacharge.com.au](http://www.casacharge.com.au)


## ACCOUNT SET-UP

1

- Download and Open the App
- Allow Necessary Permissions
- Click "New User"
  - Fill in the details
- Click "Sign Up"
- Verify the Email
- Account Created!

## PAYMENT SETUP

2

- Click on Menu Icon 
- Click 'Payment Methods'
- Click '+' Icon
- Add Card Details
- Click Save


## START CHARGING

3

- Select Charging Station on Map
    - Green or Orange Icon for Connector
  - Allow few seconds for processing
  - Charging will start
    - Session details will be displayed
- OR
- Scan the QR code on the Charging Station to start the charging session

## STOP CHARGING

4

- Once desired charging level is reached
- Click on "Stop" Icon 
  - Click 'Yes' on the pop up message
  - Your session will end
  - Payment will be deducted from Card